

Lesson 1

你好! Hello!

Key sentences

- Nǐ hǎo!
• 你好! Hello!
- Zàijiàn!
• 再见! Goodbye!



Let's learn



yī

一



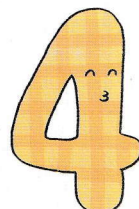
èr

二



sān

三



sì

四



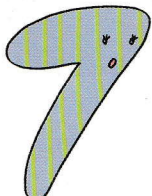
wǔ

五



liù

六



qī

七




bā

八



jiǔ

九





shí

十

nǐ 你	you (singular) 你好
hǎo 好	good 你好
lǎoshī 老师	teacher 老师好
zàijiàn 再见	goodbye

Group work. Count numbers in turns and do it faster and faster.



“Passing down” game. If you are holding the “flower” when the drumbeat stops, you should talk with your partner according to the dialogues.



Let's match

Nǐ hǎo.
1. 你好。

Lǎoshī hǎo.
2. 老师好。

Zàijiàn.
3. 再见。

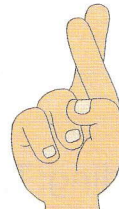
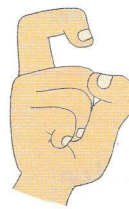
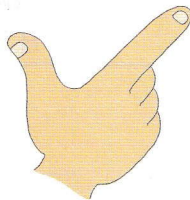
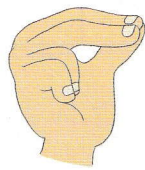
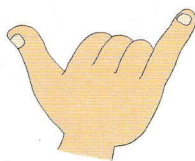
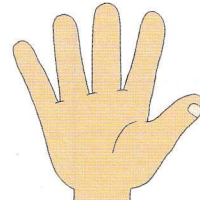
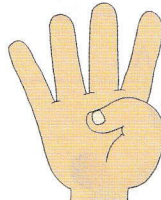

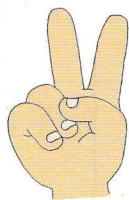
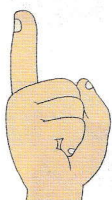
Nǐ hǎo.
A. 你好。

Zàijiàn.
B. 再见。

Nǐ hǎo.
C. 你好。



Let's play



Pair work. One student makes the gesture and the other says the number.



Let's sing



Nǐ hǎo
你好

Nǐ hǎo, nǐ hǎo, nǐ hǎo, nǐ hǎo.
你好, 你好, 你好, 你好。

Nǐ hǎo ma? Nǐ hǎo ma?
你好吗? 你好吗?

Wǒ hěn hǎo, zàijiàn. Wǒ hěn hǎo, zàijiàn.
我很好, 再见。我很好, 再见。










Zàijiàn, zàijiàn.
再见, 再见。

Nǐ hǎo!
你好!






 Test

1 Listening.  01-04

1.	 A	 B	 C
2.	 A	 B	 C
3.	 A	 B	 C

2 Reading: True or false.

4.		qī 七	
5.		lǎoshī 老师	
6.		zàijiàn 再见	

Lesson 2

你叫什么？

What's your name?

Key sentences

Nǐ jiào shēnme?

- 你叫什么？ What's your name?

Nǐ rènshi tā ma?

- 你认识她吗？ Do you know her?



Let's learn



02-01

wǒ 我	I, me 我叫星星。
jiào 叫	to be called 我叫月月。
shēnme 什么	what 你叫什么？
rènshi 认识	to know 认识你
hěn 很	very 很好

gāoxìng 高兴	glad 很高兴
tā 她	she, her 认识她
ma 吗	(a question particle) 你认识她吗？
bù 不	no, not 不认识

The students point to the new words as quickly as possible when the teacher reads them.




Let's read

02-02

1 Nǐ hǎo! Wǒ jiào Xīngxing,
你好! 我叫 星星,
nǐ jiào shēnme?
你叫 什么?

2 Wǒ jiào Yuèyue.
我叫 月月。

3 Rènshi nǐ hěn gāoxìng!
认识你很高兴!



Question: 她叫什么?

1 Nǐ rènshi tā ma?
你认识她吗?

2 Bù rènshi.
不认识。



Question: 月月认识她吗?

"Bicycle chain" game. The students make an oval circle and talk in pairs. When the teacher says "change", everyone takes one step to the right and talks to the next student.




Let's match

- | | | |
|-------------------------------|---|-----------------------------|
| Nǐ hǎo.
1. 你好。 | ● | Bù rènshi.
A. 不认识。 |
| Nǐ jiào shénme?
2. 你叫什么? | ● | Nǐ hǎo.
B. 你好。 |
| Nǐ rènshi tā ma?
3. 你认识她吗? | ● | Wǒ jiào Yuèyuè.
C. 我叫月月。 |



Let's play

Chinese surnames:	Lǐ 李	Wáng 王	Zhāng 张	Liú 刘		
	Li	Wang	Zhang	Liu		
boy's given names:	qiáng 强	wěi 伟	lóng 龙	yǒng 勇	fēng 峰	hǎi 海
	strong	great	dragon	brave	peak	sea
girl's given names:	měi 美	juān 娟	yuè 月	fāng 芳	jìng 静	wén 文
	beautiful	graceful	moon	fragrant	calm	culture



1 Nǐ hǎo! Wǒ jiào Lǐ Fāng,
你好! 我叫李芳,
nǐ jiào shénme?
你叫什么?

2 Nǐ hǎo! Wǒ jiào Zhāng Wěiqiáng.
你好! 我叫张伟强。
Rènshi nǐ hěn gāoxìng.
认识你很高兴。

Give yourself a Chinese name.
Make a name card and exchange
with others.



吗?

Test

1 Listening: True or false.  02-03

1.		
2.		
3.		

2 Reading: True or false.

4.		tā 她	
5.		hěn hǎo 很好	
6.		gāoxìng 高兴	

Lesson 3

他是谁?

Who is he?

Key sentences

Tā shì shéi?

- 他是谁? Who is he?

Chéng Lóng shì nǎ guó rén?

- 成龙是哪国人? What is Jackie Chan's nationality?



Let's learn



03-01

tā 他	he, him 他是成龙。
shì 是	am, is, are 他是成龙。
shéi 谁	who, whom 他是谁?
nǎ 哪	which 哪国人
guó 国	country 中国

rén 人	person 中国人
Zhōngguó rén 中国人	Chinese people 他是中国人。

"Shout and whisper" game. When the teacher shouts a word, the students whisper; when the teacher whispers a word, the students shout.



Question: 他是谁?




Question: 成龙是哪国人?

Group work. Introduce all the other group members' names and nationalities.
e.g. 他/她是……, 他/她是……国人。



Let's guess



1. Pair work. One student asks and the other answers. e.g. 他/她是谁? 他/她是哪国人?
2. Pair work. One student imitates a celebrity and the other guesses who he/she is.



Let's sing



03-03

Zhǎo péngyou
找朋友

Zhǎo ya zhǎo ya zhǎo péngyou,
找呀找呀找朋友,

zhǎodào yí ge hǎo péngyou.
找到一个好朋友。





Chéng Lóng, Zhōngguó rén,
成龙, 中国人,

nǐ shì wǒ de hǎo péngyou.
你是我的好朋友。

Zàijiàn!
再见!

Sing the song while clapping your hands. Try to sing it to your parents after class.






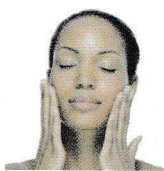



Replace them with your partner's name and nationality.



Read the story and act it out.

 Test

1 Listening.  03-05

1.	 A	 B	 C
2.	 A	 B	 C
3.	 A	 B	 C

2 Reading: True or false.

4.		èr 二	
5.		tā 他	
6.		Zhōngguó 中国	