

Lesson

1

你好!

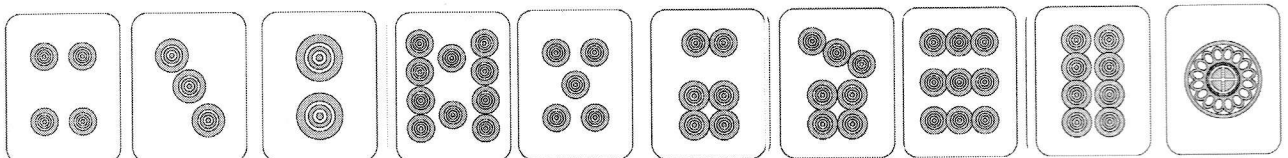

Hello!

① 描一描。 Trace over the *Pinyin* and characters.

1	2	3	4	5	6	7	8	9	10
yī	èr	sān	sì	wǔ	liù	qī	bā	jiǔ	shí
一	二	三	四	五	六	七	八	九	十

② 连一连。 Match the *Pinyin* with pictures.

yī èr sān sì wǔ liù qī bā jiǔ shí



Lesson 2

你叫什么? What's your name?

1 找一找，连一连。 Help the dog out by finding and connecting all the phrases “很高兴”.



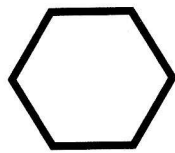



入口
↓ Entrance

很	高兴	不	认识	我
好	很	什么	好	她
不	高兴	很	高兴	认识
认识	你	叫	很	高兴
老师	不	她	认识	很
她	很	老师	我	高兴

出口
→ Exit

2 找一找，写一写。 Find the *Pinyin* by filling in the missing letters according to the shape keys below, then translate the Chinese words into English.



sh

r






m

e






n

i

(1)

				
r	è	n		
	认		识	
meaning:				

(2)

				
	什		么	
meaning:				

3 看一看，选一选。 Look at the pictures and choose the appropriate word for each picture.


(1)



()

A 你
nǐ


(2)



()

B 她
tā

(3)



()


C 我
wǒ

4 读一读，涂一涂。 Read the phrases below and color in the right pictures.

hěn hǎo
(1) 很好




A




B

bù hǎo
(2) 不好




A




B

bù gāoxìng
(3) 不高兴




A




B

hěn gāoxìng
(4) 很高兴





A



B

5 看一看，说一说。 Have conversations with your partner using the pictures and examples below.



Nǐ rènshi tā / tā ma?

A: 你认识他 / 她吗?

Bú rènshi.

B: 不认识。

Nǐ rènshi tā / tā ma?

A: 你认识他 / 她吗?

Rènshi.

B: 认识。

Tā / tā jiào shénme?

A: 他 / 她叫什么?

Tā / tā jiào ...


B: 他 / 她叫……

Lesson 3

他是谁?

Who is he?

- 1 小猫钓鱼。 Match the characters with the *Pinyin* by helping the cats catch the right fish.



- 2 抱作一团。 Group hug.

每个学生拿一张汉字卡片。老师说一个句子，手拿这些卡片的同学要迅速抱在一起，并大声读出该句子。 Each student takes one of the character cards. As the teacher reads out a sentence, students holding those characters get together in a huddle, and then shout out the sentence.



tā 他	shì 是	shéi 谁	nǎ 哪	guó 国
rén 人	zhōng 中	jiào 叫	chéng 成	lóng 龙

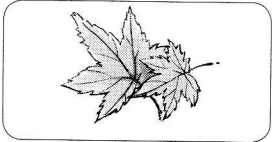
3 连一连。 Match the pictures with their countries.



Měiguó
美国 United States




Zhōngguó
中国 China




Rìběn
日本 Japan



Jiānádà
加拿大 Canada




Àodàliyà
澳大利亚 Australia



Yìndù
印度 India

4 根据图片完成对话。 Complete the conversations according to the pictures.





Tā / tā shì shéi?
例: A: 他 / 她是谁?

B: _____。

Tā / tā shì nǎ guó rén?
A: 他 / 她是哪国人?

B: _____。




5 找朋友。 Find your friends.

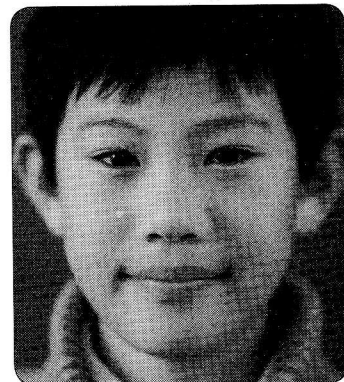
每个学生拿一张卡片。用下面的句型找到和你同国籍的朋友。 Each student takes one of the cards below. Use the sentence patterns to find classmates who are the same nationality as yourself.




Jīn Xiùzhēn Hánguórén
金秀珍 韩国人



Mǎlì Jiānádàrén
玛丽 加拿大人




Lǐ Qiáng Zhōngguórén
李强 中国人



Mǎdīng Yīngguórén
马丁 英国人



Shānběn Àiměi Rìběnrén
山本爱美 日本人



Dānní'ěr Měiguórén
丹尼尔 美国人



Nǐ hǎo
你好，
nǐ jiào shénme?
你叫什么?



Nǐ shì nǎ guó rén?
你是哪国人?



Rènshi nǐ hěn
认识你很
gāoxìng.
高兴。



Wǒ jiào
我叫_____。



Wǒ shì _____ rén.
我是_____人。



Rènshi nǐ
认识你
wǒ yě hěn gāoxìng.
我也很高兴。

6 选词填空。 Fill in the blanks with the words in the box.

nǎ
A 哪

dōu
B 都

shéi
C 谁

piàoliang
D 漂亮

rènshi
E 认识

Tā shì Měiguórén. wǒ shì Měiguórén. wǒmen shì Měiguórén.
(1) 她是美国人, 我是美国人, 我们_____是美国人。

Wǒ māma hěn
(2) 我妈妈很_____。

Wǒ bù tā. Tā shì ?
(3) 我不_____她。她是_____?

Nǐ shì guó rén?
(4) 你是_____国人?

7 名片设计。 Design your own name card and stick it on your locker.

★ 国旗要有创意。 Draw your national flag in a creative way.

